

Ø92 / Ø60
490 ccTwin Cylinder Compressor
Çift Silindir Kompresör

1100 400 001





8 699031 065380




MERCEDES BENZ

470 130 16 15
470 130 22 15
001 130 64 15
001 130 89 15
471 130 42 15
471 130 40 15
471 130 32 15
471 130 34 15
471 130 66 15
001 130 60 15
001 130 62 15
001 130 93 15

VOITH

LP490
14900127710
14900050713
14900105110
14900119210
14900127711
14900145710
14900145711
14900145712VEHICLE APPLICATION
KULLANILDIĞI ARAÇLARACTROS EURO6
OM471 LA
OM473 LAPackage Content / Paket İçeriği
1100 400 001 Compressor / Kompresör

Cylinder Bore Silindir Çapı	Ø92 / Ø60
Stroke Hareket	60 / 30 mm
Swept Volume Hacim	490cm ³
Air Inlet Port Size Hava Giriş Bağlantı Noktası	Ø34.50
Air Delivery Port Size Hava Çıkışı Bağlantı Noktası	M26x1,5
Number of Cylinders Silindir Sayısı	2
Through Drive Direk Çalışma	-
Unloader Port Size Hava Tahliye Bağlantı Noktası	-
Water (W) or Air (A) Cooled Su (W) or Hava (A) Soğutmalı	W
Water Inlet Port Size Su Giriş Bağlantı Noktası	M18x1,5
Water Delivery Port Size Su Çıkış Bağlantı Noktası	M18x1,5
With ESS Feature / ESS Özelliği Energy Saving System / Enerji Koruma Sistemi	OK
Water Cooled Valve Plate Su Soğutmalı Valf Pleyt	OK




Ø92 / Ø60
490 ccTwin Cylinder Compressor
Çift Silindir Kompresör

Complete Cylinderhead

11 38 50

Komple Silindir Kapak



MERCEDES BENZ : 000 130 59 19 / 001 130 93 15

Cylinderhead

11 38 11


Silindir Kapak

Top View
Üst GörünümBottom View
Alt Görünüm

Full Repair Kit

1100 380 500

Full Tamir Takımı



Valve Plate

11 38 12


Valf Pleyt

Top View
Üst GörünümBottom View
Alt Görünüm

Repair Kit

1100 380 100


Tamir Takımı



Valve Plate

1100 380 650

Valf Pleyt



Crankcase

7100 922 005

Gövde



Crankshaft

7200 922 004

Krank



Crankshaft Flange

7500 920 002

Krank Mili Flaşı





Connecting Rod

7300 920 002

Biyel Kolu



Connecting Rod

7300 600 002

Biyel Kolu



Gear

7600 920 003

Dişli



MERCEDES BENZ : 472 132 03 05

Cylinder Liner Set

7000 924 500

Silindir Gömlek Set



Cylinder Liner Set

7000 602 500

Silindir Gömlek Set



Ring

92.00
mm

923 200

Segman



2.50+2.50+3.00

Piston & Ring

92.00
mm

7000 923 100

Piston & Segman



Piston & Ring

60.00
mm

7000 601 100

Piston & Segman



Ring

60.00
mm

601 200

Segman



2.00+2.00+3.00

Cylinder Liner

924 250

Silindir Gömlek



Cylinder Liner

602 250

Silindir Gömlek

